



ENGINEERING EXCELLENCE

Motegi Series #4MT840

SPECIFICATION SHEET

DESCRIPTION


- Single Handle Wall Mount Roman Tub Set
- Metal Lever Handle
- Rigid Bent Nose Spout
- 10" Reach
- Ceramic Disc Cartridge with Temperature Limit Stop
- 2-Hole 4" Installation
- Includes Valve With Mounting Plate

FINISHES

- PC Polished Chrome
- BN PVD Brushed Nickel

Note:-

Rough-in valve included.

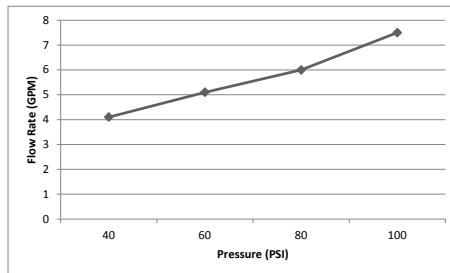


#4MT840 SHOWN * ADA 

STANDARDS APPLICABLE

- ASME A112.18.1
- ANSI A117.1
- CUPC / IAPMO LISTED / ADA COMPLIANT

4MT840 Flow Rate (GPM) Vs Pressure (PSI)*



*Note:- This information is provided for reference only. Actual Flow Rate may vary depending on installation and inlet pressures.

Model #: _____

Specific Features: _____

Project Name: _____

Submitted For: _____

Model	Description	Finishes
#4MT840	Single Handle Wall Mount Roman Tub Set	<input type="checkbox"/> PC <input type="checkbox"/> Other____



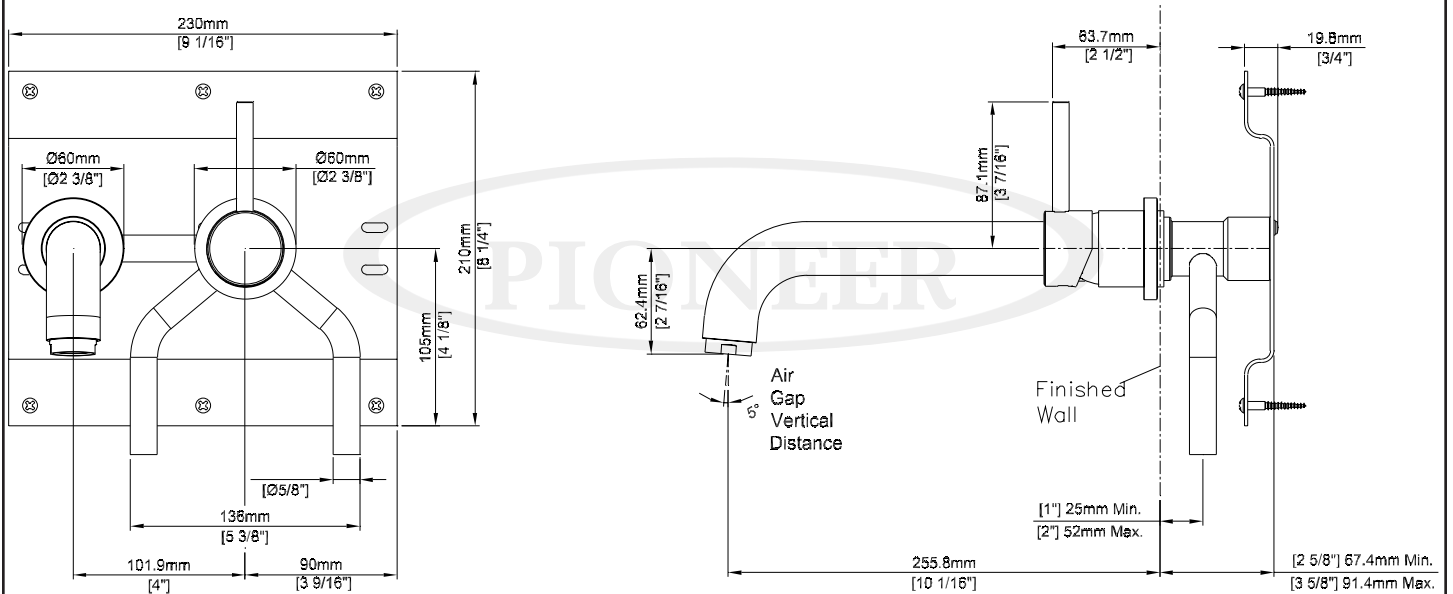
ENGINEERING EXCELLENCE

Pioneer:1-800-338-9468
 Commerce, CA 90040
 www.pioneerind.com
 Pioneer Industries, Inc. © 2017

DMSP4MT840/REV. 08 2017
 Page 1 of 2

Installation Note:

Please refer to Installation Guide For this Product.



Product Diagram



ENGINEERING EXCELLENCE

Pioneer: 1-800-338-9468
 Commerce, CA 90040
 www.pioneerind.com
 Pioneer Industries, Inc. © 2017