

# DAPHNÉ 59 3/4" x 32 1/4" x 19 1/2"



## PRODUCT DESCRIPTION:

Adjustable feet  
traditional style  
With integrated tiling flange  
Gloss finish resistant to stains and discoloration  
Acrylic thermoformed and reinforced with fiberglass

5 days

<b>WATER CAPACITY:</b>	<b>IMMERSION:</b>
54 gallons	13 5/8 po
<b>BOX SIZE:</b>	
63" x 33 1/4" x 23"	
<b>NET WEIGHT:</b>	<b>GROSS WEIGHT:</b>
59 lbs	77 lbs

The electronic control will be installed on the same side as the tiling flange.

## GENERAL OPTIONS

<b>Acrylic Colors:</b> White	Standard
Biscuit* and Bone* (Allow 3 weeks delivery)	
<b>Others*:</b> (Allow 6 to 8 weeks delivery)	
<b>Available in right or left version</b> (Integrated Tiling Flange)	
<b>Removable DAPHNE Skirt</b> (Not factory installed)	
<b>Chromotherapy 1 light</b> (Specify trim color)	17.99999.0000.00
<b>Chromotherapy 2 lights</b> (Specify trim color)	17.99999.0001.00
<b>Chromotherapy 4 lights</b> (Specify trim color)	17.99999.0002.00
<b>Handle</b> (max. 2) (submit drawing with order)	95.7077.106.XX
<b>D105 Waste</b> (20") Chrome	62.4020.102.60
<b>Gel black neck pillow</b> (12"x 4 1/4 x 1 1/4")	18.6000.100.20
<b>Rayola**</b> (Specify control color)	
Available for bathtub without system only	

## WHIRLPOOL OPTIONS

**A bathtub fitted with back jets may cause the pump to protrude by +/- 3" from the overall dimension.**

<b>Whirlpool Jet finish:</b> Chrome, White, Biscuit, Bone	Standard
<b>110v Inline Heater</b> (1)	

## MASS-AIR/ACTIV-AIR OPTIONS

<b>Mass-Air Jet finish:</b> White/Chrome	Standard
Biscuit/Chrome	
Bone/Chrome	
<b>Others:</b> Chrome/Chrome	
<b>Activ-Air Jet finish:</b> Chrome, White, Biscuit, Bone	Standard
<b>Blower Hose extension 72"</b>	95.5013.167.00
<b>Blower Hose extension 96"</b>	95.5013.168.00
<b>144" Extension cord</b>	95.3012.101.00
<b>An extension cord and blower hose extension are necessary when the blower is located more than 2' from the electronic control, not available on whirlpool combos.</b>	

\*Customized products, non cancellable, non returnable.

\*\*Not available with a neck pillow.



## Bathtub only

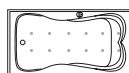
DB60



## Whirlpool

DB60T

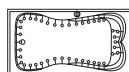
Included: 6 turbo jets, 5 micro-rotating back jets, 13 A pump, diverter valve and electronic control.



## Mass-Air

DB60M

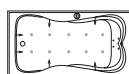
Included: 12 (10-2) injectors, Optima blower 750W (1 1/2h.p.) with 300W heating element and backlit electronic control.



## Activ-Air

DB60A

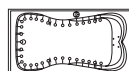
Included: 42 micro-jets, Optima blower 750W (1 1/2h.p.) with 300W heating element and backlit electronic control.



## Mass-Air/Whirlpool Combo

DB60C

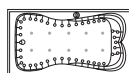
Included: 6 turbo jets, 5 micro-rotating back jets, 10 Mass-Air injectors, 13 A pump, Optima blower 750W (1 1/2h.p.) with 300W heating element, diverter valve and backlit electronic control.



## Activ-Air/Whirlpool Combo

DB60CA

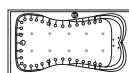
Included: 6 turbo jets, 5 micro-rotating back jets, 33 Activ-Air micro-jets, 13 A pump, Optima blower 750W (1 1/2h.p.) with 300W heating element, diverter valve and backlit electronic control.



## Mass-Air/Activ-Air Combo

DB60CMA

Included: 42 Activ-Air micro-jets, 10 Mass-Air injectors, Optima blower 750W (1 1/2h.p.) with 300W heating element and backlit electronic control.



## Activ-Air/Mass-Air/Whirlpool Combo

DB60TAM

Included: 6 turbo jets, 5 micro-rotating back jets, 33 Activ-Air micro-jets, 10 Mass-Air injectors, 13 A pump, two Optima blowers 750W (1 1/2h.p.) with 300W heating element, diverter valve and backlit electronic control.



Intertek

COMPLIANCE ATTESTATION  
Standard bathtubs  
CAN / CSA.B45.5  
Hydromassage Standards  
CAN / CSA.B45.10 / CSA.C22.2 / UL-1795



Certification ECORESPONSIBLE  
First manufacturer of bathroom products in  
North America to be certified ecoresponsible.



Produits Neptune

6835, Picard street, Saint-Hyacinthe (Quebec) J2S 1H3  
Phone: (450) 773-7058 - produitsneptune.com

REV: 01-21

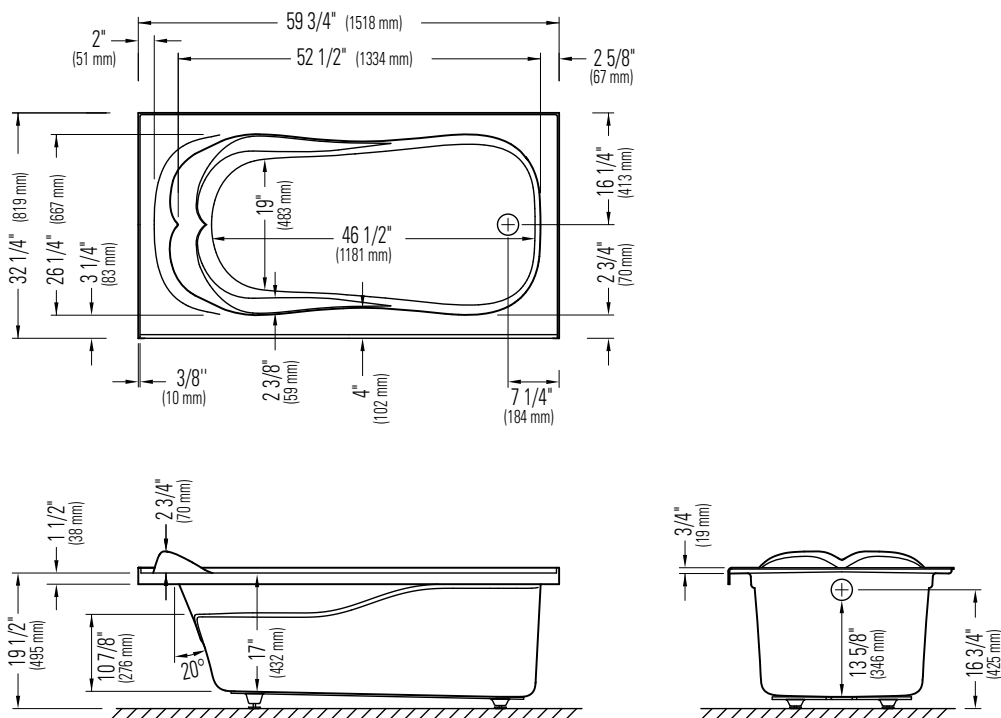


Produits Neptune

# DAPHNE

## RIGHT DRAIN WITHOUT SKIRT

### Bathtub



\*A bathtub fitted with back jets can cause the pump to protrude by approximately 3" from the overall dimension.

\*\*All dimensions are approximate and subject to change without notice. Please refer to the installation guide before beginning the installation

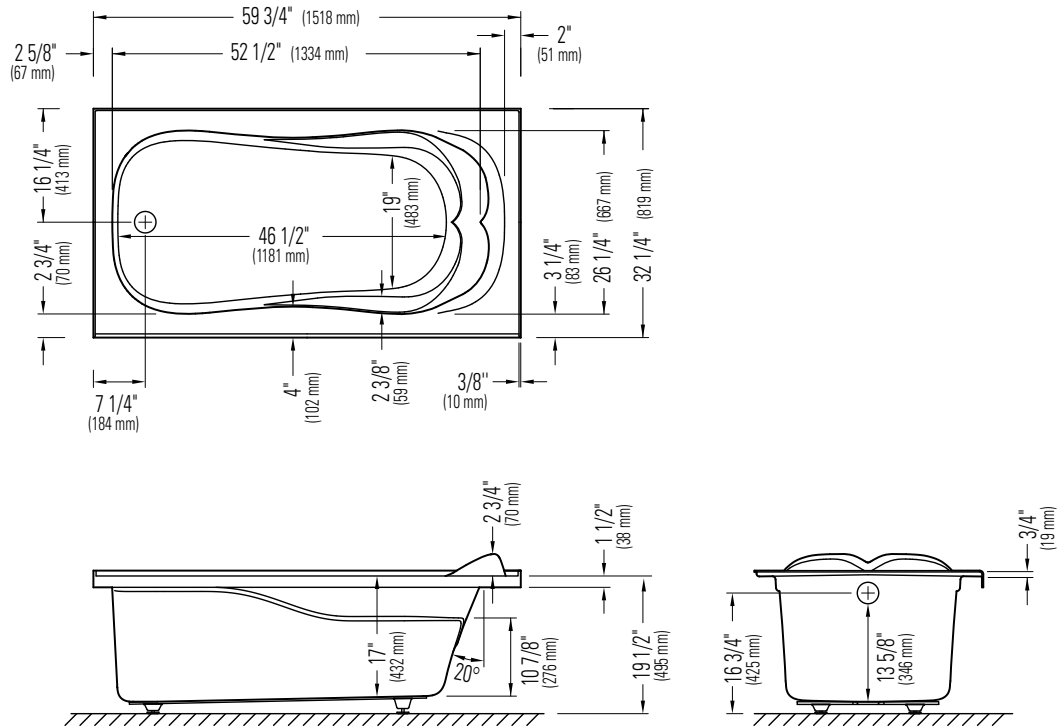


Produits Neptune

# DAPHNE

## LEFT DRAIN WITHOUT SKIRT

Bathtub



\*A bathtub fitted with back jets can cause the pump to protrude by approximately 3" from the overall dimension.

\*\*All dimensions are approximate and subject to change without notice.  
Please refer to the installation guide before beginning the installation