

SPECIFICATIONS

Airflow

CFM (High)	5620
CFM (Low)	2029
RPM (High)	137
RPM (Low)	58

Certifications/Qualifications

www.kichler.com/warranty

Dimensions

Base Backplate	6.75 DIA
Downrod 1	1.00 OD X 6.00"
Weight	23.80 LBS
Height	13.50"
Width	52.00"

Electrical

Amps (High)	0.61
Amps (Low)	0.28
Motor Size	172MM X 20MM
Motor Type	AC

Light Source

Dimmable	Yes
Downlight Included	Yes
Downlight Option	Integrated
Lamp Included	Integrated
Lamp Type	LED
Light Source	LED
# of Bulbs/LED Modules	1
Watts (High)	73
Watts (Low)	15

Mounting/Installation

Minimum Distance from Fan to Floor	7 feet
Interior/Exterior	Interior
Lead Wire Length	78
Location Rating	Dry
Low Ceiling Adaptable	No
Mounting Weight	18.30 LBS

Photometrics

Color Rendering Index	90
Kelvin Temperature	3000K



ALSO IN THIS FAMILY



[330089SBK](#)



[330089WH](#)

FIXTURE ATTRIBUTES




Housing

Blade Finish 1	BRUSHED NICKEL
Blade Material	ABS
Blade Pitch	12
Blades Included	Yes
Blade Sweep	52
Diffuser Description	Frosted White Polycarbonate
Primary Material	STEEL
Max Stem Tilt	18 Degrees
Number of Blades	5
Remote Included	Yes

Product/Ordering Information

SKU	330089NI
Finish	Brushed Nickel
Style	Transitional
UPC	783927604024

Finish Options

-  Brushed Nickel
-  Satin Black
-  White

KICHLER®